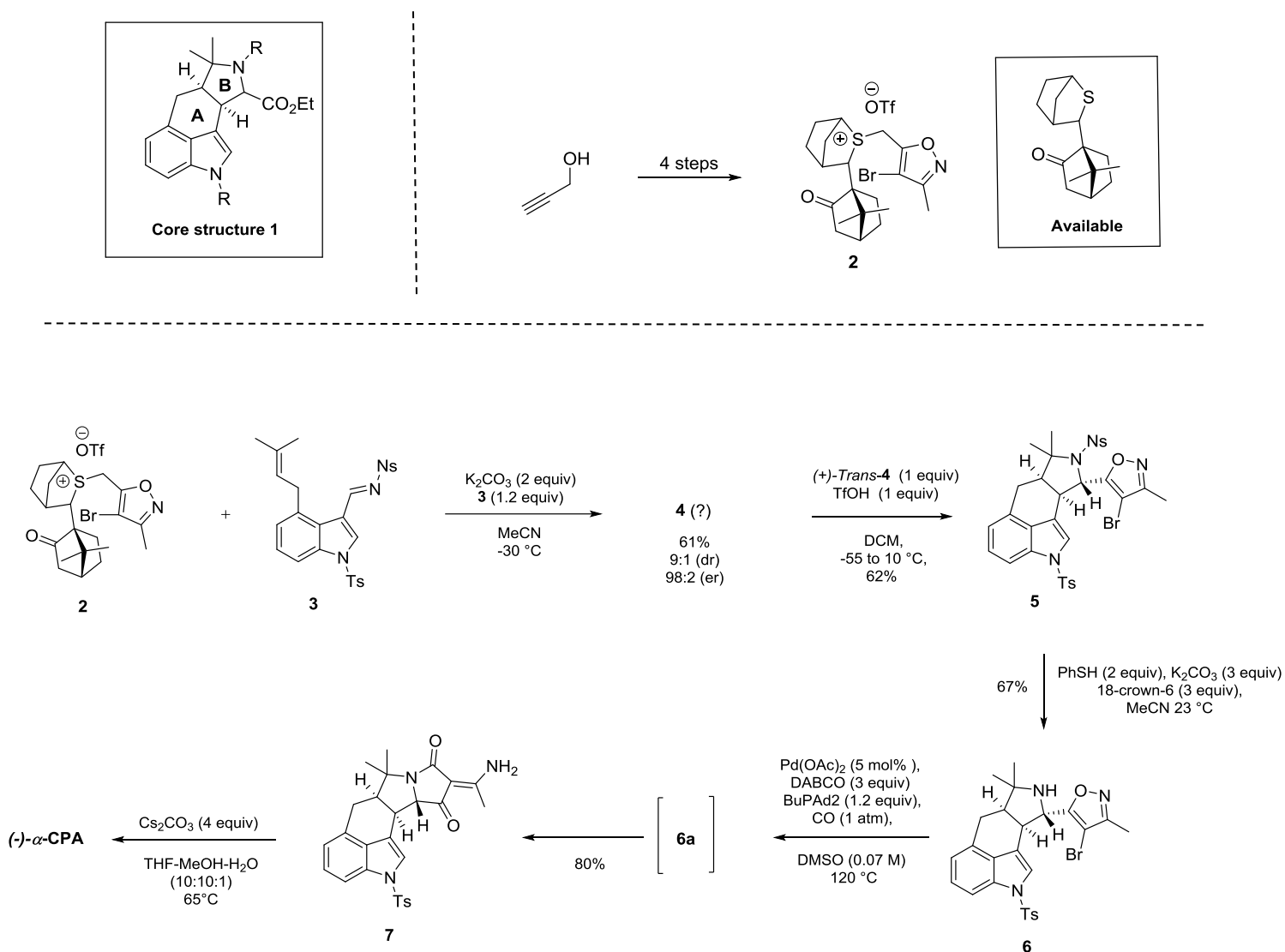


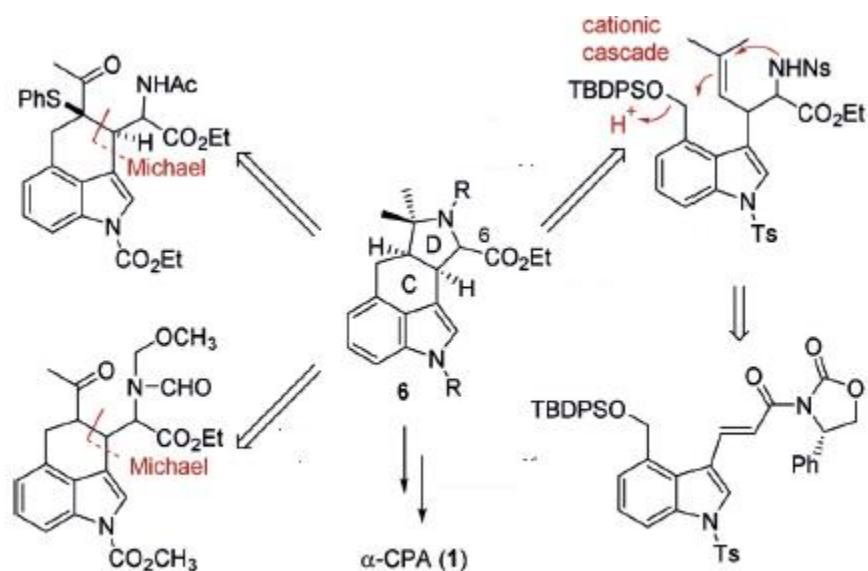
Enantioselective Synthesis of the Cyclopiazonic Acid Family



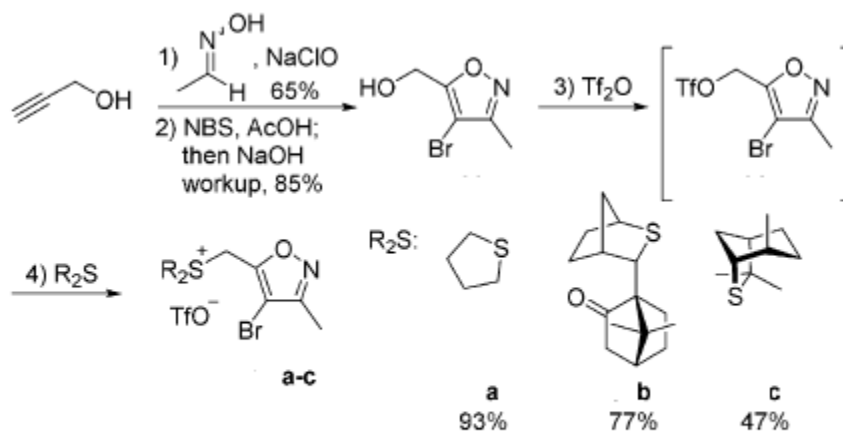
- Starting from the Core structure **1**, suggest at least two different disconnection (and the corresponding synthons) to construct the bicyclic system **A-B** in an intramolecular fashion.
- How would you synthesize the building block **2** starting from propargyl alcohol?
- Provide the structure of the missing compound **4** and explain its formation. Can you envision a possible side-product of this reaction? (Not a diastereomer)
- Once known the structure of **4**, give the reaction mechanism leading to compound **5**.
- The conversion of **6** into **7** proceeds through the initial formation of an hexacyclic intermediate **6a** which promptly generates the desired product. Give the structure of **6a** and explain the formation of **7**.
- Give the structure of Cyclopiazonic Acid **(-)-α-CPA**.

Enantioselective Synthesis of the Cyclopiazonic Acid Family

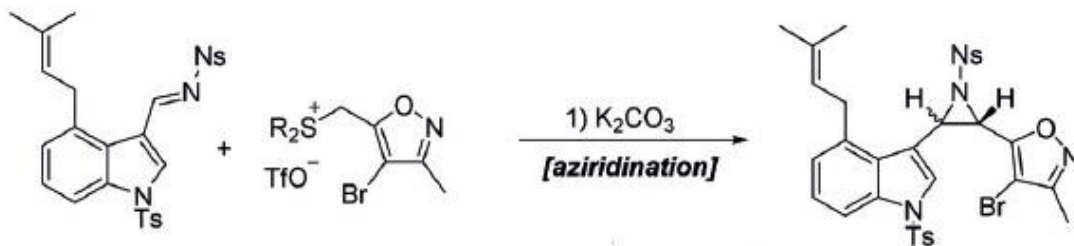
- Starting from the Core structure **1**, suggest at least two different disconnection (and the corresponding synthons) to construct the bicyclic system **A-B** in an intramolecular fashion.



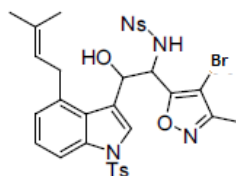
- How would you synthesize the building block **2** starting from propargyl alcohol?



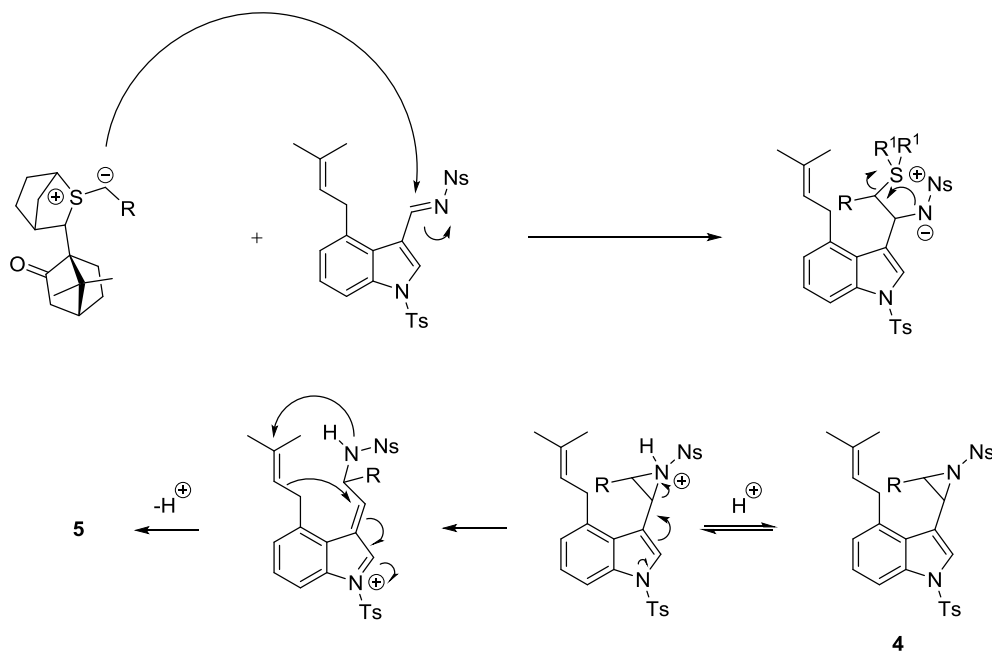
3. Provide the structure of the missing compound **4** and explain its formation. Can you envision a possible side-product of this reaction? (Not a diastereomer)



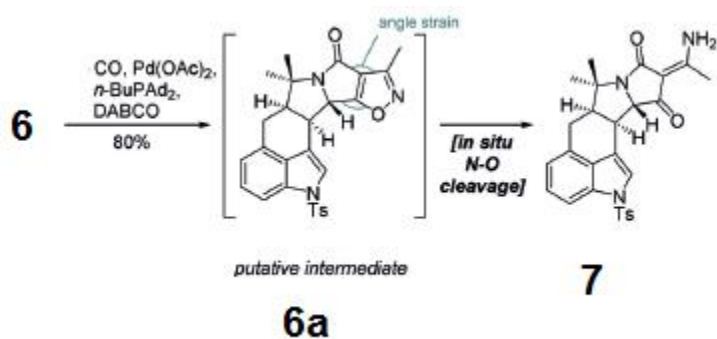
This reaction is known as the Corey-Chaykovsky Aziridination. Due to its intrinsic instability, once formed, the aziridine can be opened if nucleophiles are present. In this case water can act as nucleophile yielding the following product:



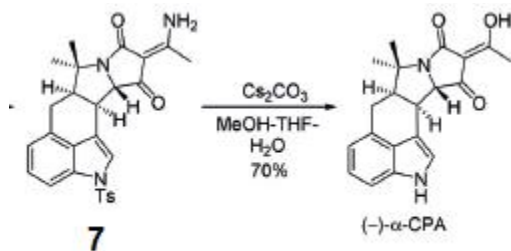
4. Once known the structure of **4**, give the reaction mechanism leading to compound **5**.



5. The conversion of **6** into **7** proceeds through the initial formation of an hexacyclic intermediate **6a** which promptly generates the desired product. Give the structure of **6a** and explain the formation of **7**.



6. Give the structure of Cyclopiazonic Acid (**-**)- α -CPA.





Enantioselective Synthesis of the Cyclopiazonic Acid Family Using Sulfur Ylides

Oleksandr Zhurakovskiy, Yunus E. Türkmen, Lorenz E. Löffler, Vijayalakshmi A. Moorthie, C. Chun Chen, Michael A. Shaw, Mark R. Crimmin, Marco Ferrara, Mushtaq Ahmad, Mehrnoosh Ostovar, Johnathan V. Matlock, and Varinder K. Aggarwal*

In memory of Gilbert Stork

Abstract: A convergent, nine-step (LLS), enantioselective synthesis of α -cyclopiazonic acid and related natural products is reported. The route features a) an enantioselective aziridination of an imine with a chiral sulfur ylide; b) a bioinspired (3+2)-cycloaddition of the aziridine onto an alkene; and c) installation of the acetyltetramic acid by an unprecedented tandem carbonylative lactamization/*N*-*O* cleavage of a bromoisoxazole.

Indole alkaloids have long been a source of inspiration for the development of new synthetic methods and strategies. α -Cyclopiazonic acid (α -CPA, **1**) is a prenylated indole alkaloid produced by a number of *Penicillium* species including *P. commune*, *P. griseofulvum*, and *P. camemberti*.^[1] It is a potent inhibitor of Ca^{2+} -dependent ATPase (SERCA) which prevents calcium reuptake in muscle.^[2] In addition to its significant biological activity, α -CPA-producing fungi are found in cheese, meat, and other dietary products, making it important to the food industry.

Several structurally related natural products have been identified (Figure 1): iso- α -cyclopiazonic acid (**2**),^[3] α -CPA imine (**3**),^[1b] speradines A–D,^[4] and aspergillines A–E,^[5] all sharing a 3-acetyltetramic acid unit.

Biosynthetically, α -CPA is derived from L-tryptophan (Figure 1B).^[1a,b,6] The tetramic acid is assembled at an early stage followed by several alkylations to give β -cyclopiazonic acid (β -CPA, **4**), a direct biosynthetic precursor of α -CPA. Flavin-mediated oxidation of β -CPA and subsequent cyclization give α -CPA.^[6f]

Four total syntheses of α -CPA have been published (Figure 2A).^[7] They all share the same end-game strategy,

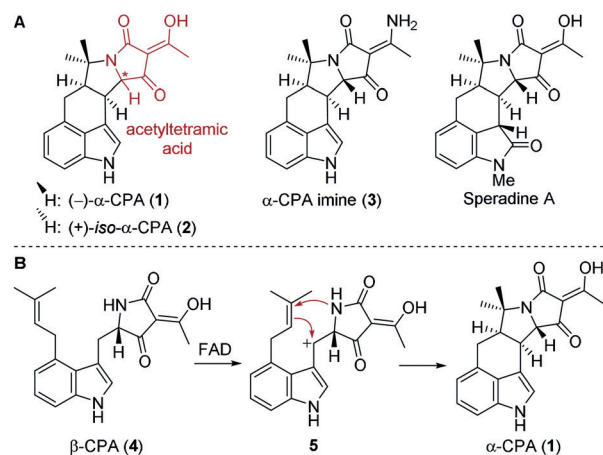


Figure 1. A) α -CPA and related natural products. B) Biosynthesis of α -CPA.

in which the tetramic acid unit is installed by a Dieckmann condensation, forming the C6–C7 bond. Kozikowski^[7a] and Natsume^[7b] constructed the C–D rings in a stepwise manner, but with low diastereoselectivity. Knight developed an elegant cationic cascade, in which acyclic precursor **9** was converted into indole **6** with high stereocontrol,^[7c,d] although Scherkenbeck found that the same substrate cyclized to give a 1:1 mixture of diastereomers across the CD ring junction under slightly different conditions.^[7e,f]

In our retrosynthetic approach to α -CPA we considered a different, bioinspired strategy (Figure 2B). We were attracted by the possibility of using an aziridine **13** as a precursor to the zwitterionic intermediate **12** that would participate in a (3+2)-cycloaddition to construct the C–D ring system. Whilst this type of (3+2)-cycloaddition has been reported for the construction of pyrrolidines,^[8] its application in total synthesis is much rarer.^[9] Aziridine **13** could be assembled from simple building blocks **14** and **15** using our asymmetric sulfur ylide methodology.^[10] We envisaged using an isoxazole as a masked 1,3-dicarbonyl group^[11] attached to the sulfur ylide. A further attractive feature of this approach is that the ylide could carry all the carbons and functionality required for making rings C and D. We would then have to build ring E by N–C8 bond formation, rather than the C6–C7 bond, which is commonly used to construct tetramic acids.

We began our synthesis by targeting the imine building block **14** which was obtained in 4 steps from commercially

[*] Dr. O. Zhurakovskiy, Dr. Y. E. Türkmen, L. E. Löffler, V. A. Moorthie, C. C. Chen, M. A. Shaw, M. R. Crimmin, M. Ferrara, Dr. M. Ahmad, Dr. M. Ostovar, J. V. Matlock, Prof. Dr. V. K. Aggarwal
School of Chemistry, University of Bristol
Cantock's Close, Bristol, BS8 1TS (UK)
E-mail: v.aggarwal@bristol.ac.uk

Supporting information and the ORCID identification number(s) for the author(s) of this article can be found under <https://doi.org/10.1002/anie.201712065>.

© 2018 The Authors. Published by Wiley-VCH Verlag GmbH & Co. KGaA. This is an open access article under the terms of the Creative Commons Attribution License, which permits use, distribution and reproduction in any medium, provided the original work is properly cited.

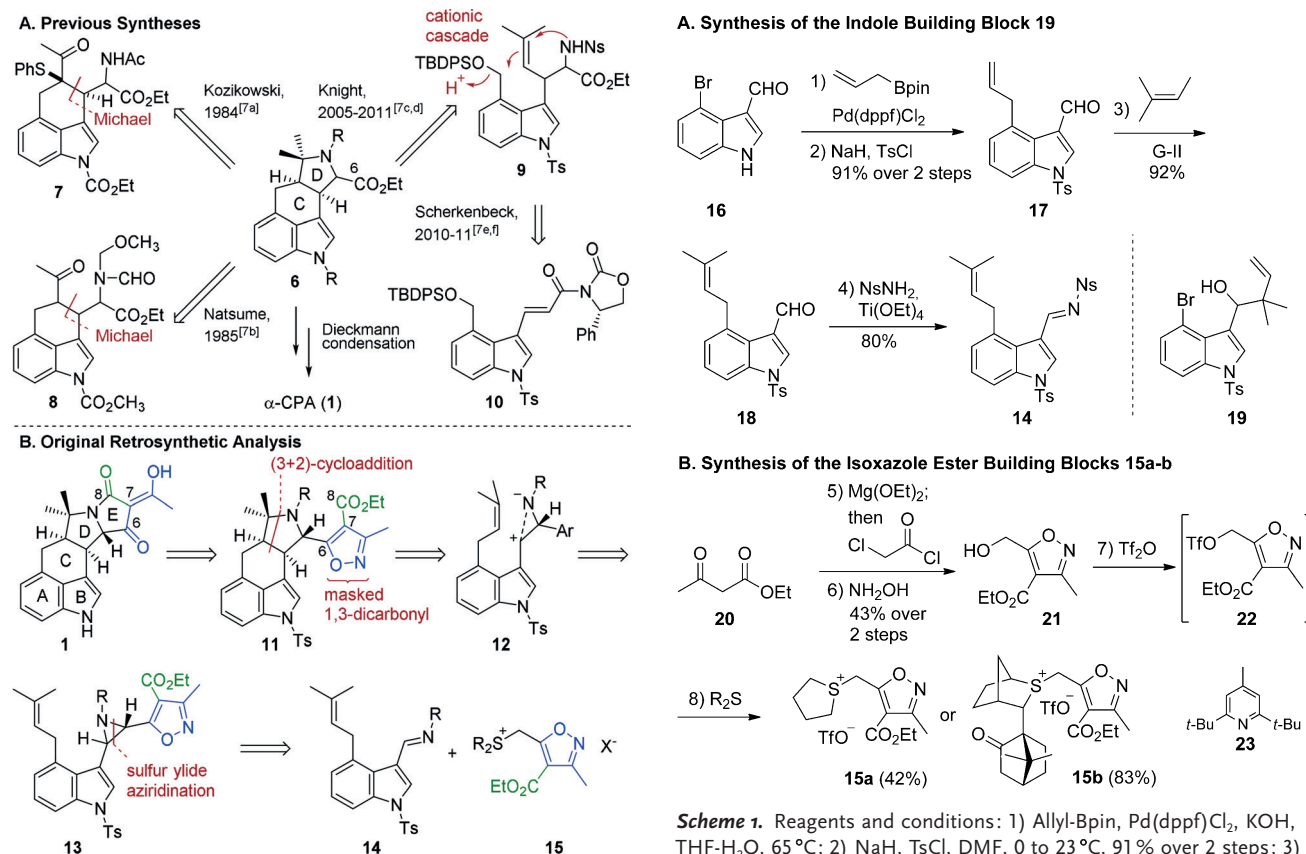


Figure 2. A) Previous syntheses of α -CPA. B) Our retrosynthetic analysis.

available indole **16** (Scheme 1A). Suzuki cross-coupling of aryl bromide **16** with allyl boronic ester followed by *N*-tosylation gave indole **17**. Cross-metathesis of the terminal alkene **17** in neat 2-methyl-2-butene^[12] delivered **18** in good yield. Initial attempts to affect a one-step prenylation of **16** under various conditions led to substantial prenylboration of the aldehyde giving alcohol **19**. The aldehyde **18** was converted into the *N*-nosyl^[13] imine **14**, thus completing the synthesis of the indole fragment.

Sulfonium salts **15a,b** were prepared from known alcohol **21**^[14] by a two-step sequence via triflate **22** (Scheme 1B). The use of the triflate instead of a corresponding bromide resulted in 1) much faster alkylations, and 2) the sulfonium salts precipitating directly from the ethereal solvent, permitting straightforward isolation by simple filtration.^[15]

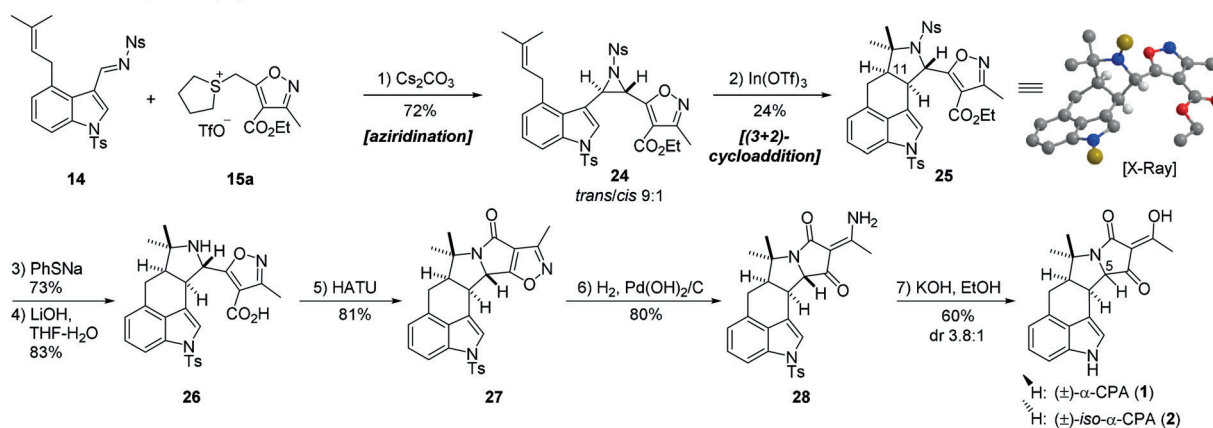
Our initial synthetic campaign was performed with an achiral sulfonium salt **15a** to evaluate the viability of the route (Scheme 2). Reaction of imine **14** with an ylide derived from **15a** proceeded smoothly and delivered aziridine **24** in good yield (72%) and diastereoselectivity (*trans/cis* 9:1). *Trans*-**24** was prone to rapid isomerization into *cis*-**24** in CDCl₃ or on silica, and so was used crude. Notably, compound **24** already contains all the carbon atoms present in α -CPA.

We then explored the bioinspired cycloaddition of **24** and tested a range of Lewis and Brønsted acids (see the Supporting Information, SI), and found that treatment of CH₂Cl₂ solutions of **24** with 2 equiv of In(OTf)₃ or 0.1–1 equiv

of TfOH triggered the desired reaction. This gave pyrrolidine **25** as a mixture of diastereomers at C-11 (d.r. 3:1, in favor of the desired *cis*-isomer), from which the desired *cis* product was isolated as a single isomer in 24% yield by crystallization from MeCN–H₂O. The nosyl group was removed with PhSNa and the ester was hydrolyzed with LiOH yielding amino acid **26**. Subjecting **26** to a standard amide coupling conditions (HATU, DIPEA, DMF) resulted in formation of lactam **27**. Subsequent hydrogenolysis of the N–O bond under Pd catalysis gave *N*-Ts α -CPA imine **28** in 80% yield, which was then hydrolyzed^[7b] to give (\pm)- α -CPA (**1**) in 60% yield (dr 3.8:1). The racemic synthesis of **1** was thus achieved in 11 steps (longest linear sequence).

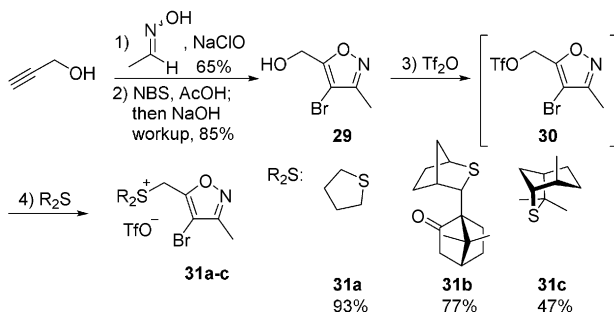
Unexpectedly, the attempted enantioselective campaign met with failure. The use of the chiral sulfonium salt **15b** gave the desired aziridine **24** but with poor diastereo- and enantioselectivity (dr 1:0.9, er 40:60). We believe that the ylide derived from sulfonium salt **15b** behaves as a stabilized rather than a semi-stabilized ylide and so reacts reversibly with the imine **14**, resulting in low stereocontrol.^[10a,c] We therefore considered alternative isoxazole substrates **31a–c** (Scheme 3) bearing a less anion-stabilizing group (bromide in

First-Generation (Racemic) Synthesis



Scheme 2. Reagents and conditions: 1) Cs_2CO_3 , CH_2Cl_2 , -40°C , 72%; 2) $\text{In}(\text{OTf})_3$, CH_2Cl_2 , -78 to 23°C , 24%; 3) PhSNa , DMF , 23°C , 73%; 4) LiOH , $\text{THF-MeOH-H}_2\text{O}$, 23°C , 83%; 5) HATU , DIPEA , DMF , 23°C , 81%; 6) H_2 (1 atm), $\text{Pd}(\text{OH})_2/\text{C}$, MeOH , 80%; 7) KOH , EtOH , 65°C . $\text{HATU} = N$ -[*N*-(dimethylamino)-1*H*-1,2,3-triazolo-*[4,5-b]*pyridin-1-ylmethylene]-*N*-methylmethanaminium hexafluorophosphate *N*-oxide, $\text{DIPEA} = N,N$ -diisopropylethylamine.

Synthesis of Bromoisoxazole Building Blocks 31a-c



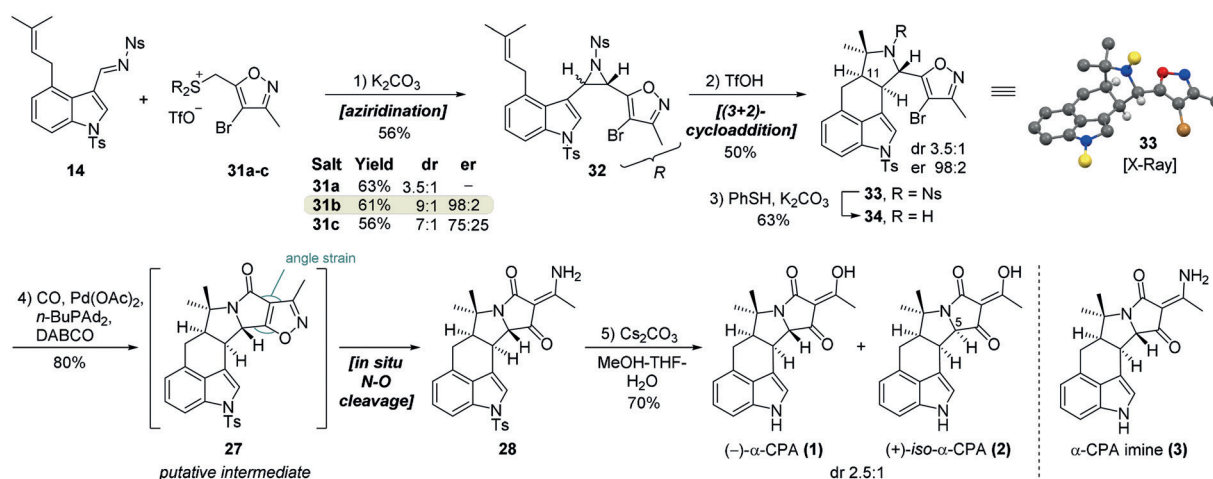
Scheme 3. Reagents and conditions 1) acetaldoxime, NaClO , CH_2Cl_2 , H_2O , 0 to 23°C , 65%; 2) NBS , H_2SO_4 , AcOH , 110°C , then NaOH workup, 85%; 3) Tf_2O , 23 , CH_2Cl_2 , 0°C ; 4) R_2S , Et_2O , 0°C , 93% for **31a**, 77% for **31b**, 47% for **31c**. $\text{NBS} = N$ -bromosuccinimide.

place of the ester). The bromine atom could also conveniently serve as a handle for a Pd-mediated carbonylative coupling.

Our second-generation synthesis of α -CPA began with the synthesis of bromoisoxazole sulfonium salts **31a-c** as shown in Scheme 3. Alcohol **29** was prepared in 2 steps from propargyl alcohol using a modified literature procedure.^[16] Triflation of **29** followed by the nucleophilic substitution with a range of sulfides delivered the desired salts **31a-c** in moderate to excellent yields.

Aziridination of imine **14** with ylides derived from **31a-c** afforded aziridine **32** in good yields, and as before, under exceptionally mild conditions (Scheme 4). The camphor-derived salt **31b** performed better than the isothiocane-derived salt **31c** giving the aziridine **32** with good diastereoselectivity (*trans/cis* 9:1) and excellent enantioselectivity (er 98:2 for *trans*, 89:11 for *cis*). The high enantioselectivity

Second Generation (Enantioselective) Synthesis



Scheme 4. Reagents and conditions: 1) K_2CO_3 , MeCN , -20°C , 56% (*trans/cis* 9:1, er 98:2 [*trans*], 89:11 [*cis*]); 2) TfOH , CH_2Cl_2 , -55 to 10°C , 50% (dr 3.5:1, er 98:2); 3) PhSH , K_2CO_3 , 18-crown-6, MeCN , 23°C , 63%; 4) CO (1 atm), $\text{Pd}(\text{OAc})_2$, *n*-BuPAD₂, DABCO, DMSO , 120°C , 80%; 5) Cs_2CO_3 , $\text{MeOH-THF-H}_2\text{O}$, 65°C , 70%. Ad = adamantyl, DABCO = 1,4-diazabicyclo[2.2.2]octane.

provided validation of our hypothesis: the ylide with the less electron-withdrawing bromine atom is now behaving as a semi-stabilized ylide, rendering betaine formation the enantiodetermining step.

As with aziridine **24**, *trans*-aziridine **32** was prone to isomerization into *cis*-**32**, and thus was used without purification. Treatment of crude **32** with TfOH gave pyrrolidine **33** as a 3.5:1 mixture of diastereomers^[17] at C-11 in favor of the desired *cis*-isomer, in 50% yield with complete enantioselectivity (er 98:2).^[18] Deprotection of the diastereomeric mixture with PhSH/K₂CO₃ gave amine **34**, at which point the diastereomers were separated. We were initially concerned about the next Pd-catalyzed carbonylation-amide formation due to the severe angle strain inherent in the fused bicyclic isoxazole **27**.^[19] However, we were delighted to find that treatment of **34** with Pd(OAc)₂ under an atmosphere of CO in the presence of DABCO and *n*-BuPA₂^[20] triggered a reaction cascade leading *directly* to the formation of *N*-Ts α -CPA imine **28** in 80% yield. The cascade involves palladium-catalyzed carbonylation, acylation, followed by reduction of the N–O bond *in situ*,^[21] facilitated by the inherent angle strain of the fused unsaturated ring system **27**. Presumably, the facility of the cyclization stems from ready formation of the undistorted amino-acyl palladium intermediate, before ring strain is introduced through the subsequent reductive elimination. Hydrolysis of *N*-Ts species **28** under basic conditions^[7c] in MeOH-THF-H₂O (10:10:1) provided a mixture of (–)- α -CPA (**1**) and (+)-*iso*- α -CPA (**2**) (dr 2.5:1) which was separated by reverse-phase prep-HPLC.

Synthetic (–)- α -CPA was identical in all respects to the natural material, including TLC, LCMS, HRMS, NMR and optical rotation^[3] data (see SI). When the reaction was performed under strictly anhydrous conditions, α -CPA imine (**3**) was the major product. This constitutes the first direct synthesis of α -CPA imine: the previous method relied on the amination of α -CPA itself.^[7c] This completed our synthesis of the α -CPA family.

In summary, we have achieved an enantioselective total synthesis of (–)- α -CPA and (+)-*iso*- α -CPA in 9 steps (LLS) from commercially available materials (13 total steps). The route is convergent with the key asymmetric aziridination bringing together the two halves of the molecule with high stereoselectivity and with all the functionality required to complete the target. Additional features of the sequence include 1) a bio-inspired intramolecular alkene–aziridine (3+2)-cycloaddition to assemble a polysubstituted pyrrolidine; and 2) a one-pot carbonylative lactamization/isoxazole cleavage to give an acetyltetramic acid. The latter represents a novel route to tetramic acids which could have broader applications in synthesis.

Acknowledgements

We thank EPSRC (EP/I038071/1), H2020 ERC (670668) and the University of Bristol for financial support. We also thank Siying Zhong for DFT calculations and Dr. Hazel Sparkes for X-ray analyses.

Conflict of interest

The authors declare no conflict of interest.

Keywords: (3+2)-cycloaddition · aziridination · sulfur ylide · total synthesis · α -cyclopiazonic acid

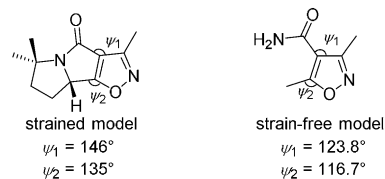
How to cite: *Angew. Chem. Int. Ed.* **2018**, *57*, 1346–1350
Angew. Chem. **2018**, *130*, 1360–1364

- [1] a) C. W. Holzappel, *Tetrahedron* **1968**, *24*, 2101–2119; b) C. W. Holzappel, R. D. Hutchison, D. C. Wilkins, *Tetrahedron* **1970**, *26*, 5239–5245; c) K. Hermansen, J. C. Frisvad, C. Emborg, J. Hansen, *FEMS Microbiol. Lett.* **1984**, *21*, 253–261; d) J. C. Frisvad, *Arch. Environ. Contam. Toxicol.* **1989**, *18*, 452–467.
- [2] a) R. T. Riley, D. E. Goeger, H. Yoo, J. L. Showker, *Toxicol. Appl. Pharmacol.* **1992**, *114*, 261–267; b) F. Martínez-Azorín, *FEBS Lett.* **2004**, *576*, 73–76; c) K. Moncoq, C. A. Trieber, H. S. Young, *J. Biol. Chem.* **2007**, *282*, 9748–9757; d) N. Hymery, F. Masson, G. Barbier, E. Coton, *Toxicol. In Vitro* **2014**, *28*, 940–947.
- [3] A. Q. Lin, L. Du, Y. C. Fang, F. Z. Wang, T. J. Zhu, Q. Q. Gu, W. M. Zhu, *Chem. Nat. Compd.* **2009**, *45*, 677–680.
- [4] a) X. Ma, J. Peng, G. Wu, T. Zhu, G. Li, Q. Gu, D. Li, *Tetrahedron* **2015**, *71*, 3522–3527; b) M. Tsuda, T. Mugishima, K. Komatsu, T. Sone, M. Tanaka, Y. Mikami, M. Shiro, M. Hirai, Y. Ohizumi, J. Kobayashi, *Tetrahedron* **2003**, *59*, 3227–3230.
- [5] M. Zhou, M.-M. Miao, G. Du, X.-N. Li, S.-Z. Shang, W. Zhao, Z.-H. Liu, G.-Y. Yang, C.-T. Che, Q.-F. Hu, et al., *Org. Lett.* **2014**, *16*, 5016–5019.
- [6] a) J. C. Schabert, D. C. Wilkins, C. W. Holzappel, D. J. J. Potgieter, A. W. Neitz, *Biochim. Biophys. Acta Enzymol.* **1971**, *250*, 311–328; b) C. W. Holzappel, D. C. Wilkins, *Phytochemistry* **1971**, *10*, 351–358; c) P. S. Steyn, R. Vleggaar, N. P. Ferreira, G. W. Kirby, M. J. Varley, *J. Chem. Soc. Chem. Commun.* **1975**, 465–466; d) R. M. McGrath, P. S. Steyn, N. P. Ferreira, D. C. Neethling, *Bioorg. Chem.* **1976**, *5*, 11–23; e) A. E. de Jesus, P. S. Steyn, R. Vleggaar, G. W. Kirby, M. J. Varley, N. P. Ferreira, *J. Chem. Soc. Perkin Trans. 1* **1981**, 3292–3294; f) P.-K. Chang, K. C. Ehrlich, I. Fujii, *Toxins* **2009**, *1*, 74–99.
- [7] a) A. P. Kozikowski, M. N. Greco, J. P. Springer, *J. Am. Chem. Soc.* **1984**, *106*, 6873–6874; b) H. Murakate, M. Natsume, *Heterocycles* **1985**, *23*, 1111–1117; c) C. M. Haskins, D. W. Knight, *Chem. Commun.* **2005**, 3162–3164; d) C. M. Haskins, D. W. Knight, *Tetrahedron* **2011**, *67*, 8515–8528; e) C. Beyer, J. Scherkenbeck, F. Sondermann, A. Figge, *Tetrahedron* **2010**, *66*, 7119–7123; f) W. R. C. Beyer, K. Woihe, B. Luke, M. Schindler, H. Antonicek, J. Scherkenbeck, *Tetrahedron* **2011**, *67*, 3062–3070.
- [8] a) A. L. Cardoso, T. M. V. D. Pinho e Melo, *Eur. J. Org. Chem.* **2012**, 6479–6501; b) S. H. Krake, S. C. Bergmeier, *Tetrahedron* **2010**, *66*, 7337–7360; c) E. Martinand-Lurin, R. Gruber, P. Retailleau, P. Fleurat-Lessard, P. Dauban, *J. Org. Chem.* **2015**, *80*, 1414–1426.
- [9] G. Arena, C. C. Chen, D. Leonori, V. K. Aggarwal, *Org. Lett.* **2013**, *15*, 4250–4253.
- [10] a) V. K. Aggarwal, J. P. H. Charmant, C. Ciampi, J. M. Hornby, C. J. O'Brien, G. Hynd, R. Parsons, *J. Chem. Soc. Perkin Trans. 1* **2001**, 3159–3166; b) V. K. Aggarwal, I. Bae, H.-Y. Lee, D. T. Williams, *Angew. Chem. Int. Ed.* **2003**, *42*, 3274–3278; *Angew. Chem.* **2003**, *115*, 3396–3400; c) R. Robiette, *J. Org. Chem.* **2006**, *71*, 2726–2734; d) M. Arshad, M. A. Fernandez, E. M. McGarrigle, V. K. Aggarwal, *Tetrahedron: Asymmetry* **2010**, *21*, 1771–1776; e) O. Illa, M. Namutebi, C. Saha, M. Ostovar, C. C. Chen, M. F. Haddow, S. Nocquet-Thibault, M. Lusi, E. M. McGarrigle, V. K. Aggarwal, *J. Am. Chem. Soc.* **2013**, *135*, 11951–11966;

- f) Review: V. K. Aggarwal, M. D. Badine, V. A. Moorthie in *Aziridines and Epoxides in Organic Synthesis* (Ed.: A. K. Yudin), Wiley-VCH, Weinheim, **2006**, pp. 1–34.
- [11] a) G. Stork, A. A. Hagedorn III, *J. Am. Chem. Soc.* **1978**, *100*, 3609–3611; b) P. G. Baraldi, A. Barco, S. Benetti, G. P. Pollini, D. Simoni, *Synthesis* **1987**, 857–869.
- [12] A. K. Chatterjee, D. P. Sanders, R. H. Grubbs, *Org. Lett.* **2002**, *4*, 1939–1942.
- [13] a) T. Fukuyama, C. K. Jow, M. Cheung, *Tetrahedron Lett.* **1995**, *36*, 6373–6374; b) T. Kan, T. Fukuyama, *Chem. Commun.* **2004**, 353–359.
- [14] a) S. Gelin, M. Chabannet, *Synthesis* **1978**, 448–450; b) C. Deshayes, M. Chabannet, S. Gelin, *Synthesis* **1984**, 868–870; c) V. A. Moorthie, E. M. McGarrigle, R. Stenson, V. K. Aggarwal, *Arkivoc* **2007**, 139–151.
- [15] E. Vedejs, D. A. Engler, M. J. Mullins, *J. Org. Chem.* **1977**, *42*, 3109–3113.
- [16] a) S. Chimichi, M. Boccalini, B. Cosimelli, F. Dall'Acqua, G. Viola, *Tetrahedron* **2003**, *59*, 5215–5223; b) S. Al-Busafi, M. Al-Belushi, K. Al-Muqbali, *Synth. Commun.* **2010**, *40*, 1088–1092; c) E. Aktoudianakis, G. Chin, B. K. Corkey, J. Du, K. Elbel, R. H. Jiang, T. Kobayashi, R. Lee, R. Martinez, S. E. Metobal, et al., US 2014/0336190 A1, **2014**.
- [17] Although the diastereoselectivity might appear moderate, it should be noted that the use of an ester group (**32**, R = CO₂Et) in place of the isoxazole resulted a 10:1 product ratio in favor of the undesired *trans*-isomer highlighting the sensitivity of the diastereomeric ratio to the substituent.
- [18] *Cis*- and *trans*-aziridines **32** converted into pyrrolidine **33** with the same diastereoselectivity and enantiospecificity but reacted

at different rates. The reaction of *trans*-**32** was cleaner, faster and higher yielding (50–60%) than that of *cis*-**32** (30%).

- [19] Molecular modelling (B3LYP 6-311G(d)) shows that the ψ_1/ψ_2 angles in **27** should be close to 146° and 135°, respectively, which deviates substantially from the 124° and 117° in the strain-free system:



- [20] S. Guo, L. Tao, F. Wang, X. Fan, *Chem. Asian J.* **2016**, *11*, 3090–3096.
- [21] The source of the two hydrogen atoms is intriguing. Exclusion experiments showed that either CO or DABCO could independently reduce the N–O bond of **27** under the reaction conditions (see SI, Table 7) but the reduction with CO was much cleaner. It is possible that adventitious H₂O participates in a water-gas shift with CO generating CO₂ and H₂ which then reduces the N–O bond.

Manuscript received: November 23, 2017

Accepted manuscript online: December 19, 2017

Version of record online: January 9, 2018